


### 1. Introduction

The Green Impact Advisory ('GIA') team of Green Investment Group Limited ('GIG') has prepared this report (the 'Report') in connection with the Formosa Offshore Wind Portfolio (the 'Portfolio'), consisting of the Formosa 1, Formosa 2 and Formosa 3 Offshore Wind Farm projects. The GIA team has forecast the Portfolio's avoided: greenhouse gas ('GHG') emissions; emissions to air; and fossil fuels consumption (together, the 'Green Impact') of the Portfolio, as summarised below. This Report also considers the Portfolio's alignment with the United Nations Sustainable Development Goals.

The Portfolio's GIG Carbon Score is 3,519 AA. Refer to Appendix 1 for further information on how this is calculated.

| Portfolio Information   |               |
|-------------------------|---------------|
| Technology              | Offshore Wind |
| Location                | Taiwan        |
| Aggregate capacity (MW) | c.1,800       |
| First power             | 2016          |
| Full deployment         | 2026          |



### Green Impact: Forecast Performance

#### GHG emissions avoided (carbon dioxide equivalent)

|                                 |                                 |
|---------------------------------|---------------------------------|
| Estimated total lifetime        | 103,352 kt CO <sub>2</sub> e    |
| Forecast full deployment annual | 3,519 kt CO <sub>2</sub> e / yr |

#### Other emissions to air avoided (oxides of nitrogen)

|                                 |                              |
|---------------------------------|------------------------------|
| Estimated total lifetime        | 196,783 t NO <sub>x</sub>    |
| Forecast full deployment annual | 6,698 t NO <sub>x</sub> / yr |

#### Fossil fuels consumption avoided (oil equivalent)

|                                 |                  |
|---------------------------------|------------------|
| Estimated total lifetime        | 45,144 kt oe     |
| Forecast full deployment annual | 1,537 kt oe / yr |

**Important note:** This Report has been prepared by GIG on the basis of, and should be read in conjunction with, the methodology v1.1, assumptions, limitations and other terms set out in Appendices 1, 2 and the Important Notice and Disclaimer, Appendix 3. This is not a due diligence report and should not be relied upon as such. If appropriate, recipients and users of this Report should conduct their own separate environmental, social and governance enquiries and assessments. This Report is provided for information purposes only and does not constitute and shall not be deemed to be in any way an offer or invitation or solicitation of any offer or invitation to sell or purchase shares or invest in any Project. This Report has not been filed, lodged, registered or approved in any jurisdiction and recipients of this document should keep themselves informed of and comply with and observe all applicable legal and regulatory requirements.

## 2. Green Impact Forecast

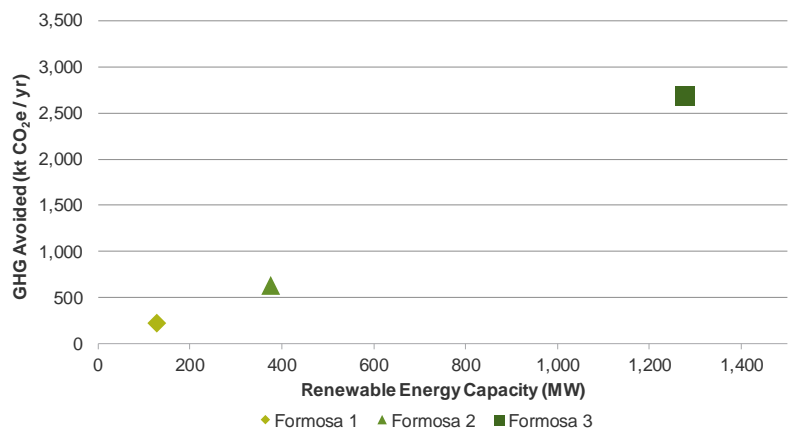
In this Report we use the term ‘Green Impact’ to refer to the GHG, emissions to air and fossil fuels consumption avoided by the Portfolio, as defined in Appendix 1, once fully built-out and deployed. Forecasts are based on data provided to the GIA team and are subject to our assessment of Green Impact Forecast Accuracy (as set out on page 4). The forecasts and Green Impact Forecast Accuracy are subject to the methodology, assumptions, limitations and methods set out in the Appendices.

### Greenhouse gas emissions avoided

Avoidance of GHG emissions (measured in carbon dioxide equivalent: CO<sub>2</sub>e), both actual and forecast, is derived by comparing the emissions associated with the Portfolio to a counterfactual (alternative method of energy generation). In this case the counterfactual is marginal grid emissions.

The Portfolio is forecast to avoid a peak of 3,519 kilotonnes of CO<sub>2</sub>e / yr once all projects have been deployed.

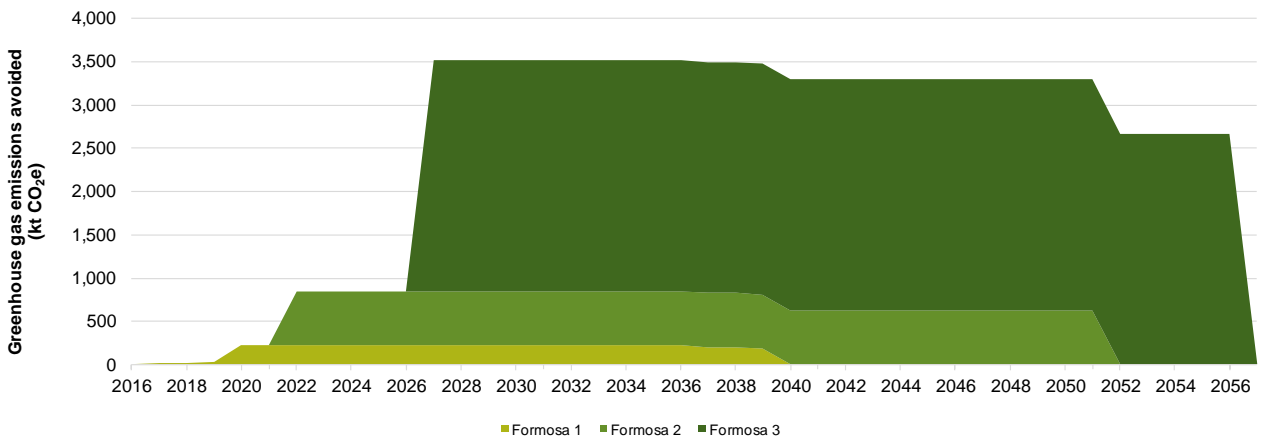
At full deployment the Portfolio is forecast to avoid emissions of 3,519 kt CO<sub>2</sub>e / yr



### Greenhouse gas emissions avoided (carbon dioxide equivalent)

|                        |                                 |
|------------------------|---------------------------------|
| Total lifetime         | 103,352 kt CO <sub>2</sub> e    |
| Full deployment annual | 3,519 kt CO <sub>2</sub> e / yr |

### Greenhouse gas emissions avoided: forecast profiles (stacked)



### GHG emissions avoided (carbon dioxide equivalent) by wind farm

|                          | Total lifetime              | Full deployment annual          |
|--------------------------|-----------------------------|---------------------------------|
| Formosa 1 (128 MW)       | 4,409 kt CO <sub>2</sub> e  | 221 kt CO <sub>2</sub> e / yr   |
| Formosa 2 (376 MW)       | 18,740 kt CO <sub>2</sub> e | 625 kt CO <sub>2</sub> e / yr   |
| Formosa 3 (est. 1280 MW) | 80,203 kt CO <sub>2</sub> e | 2,673 kt CO <sub>2</sub> e / yr |

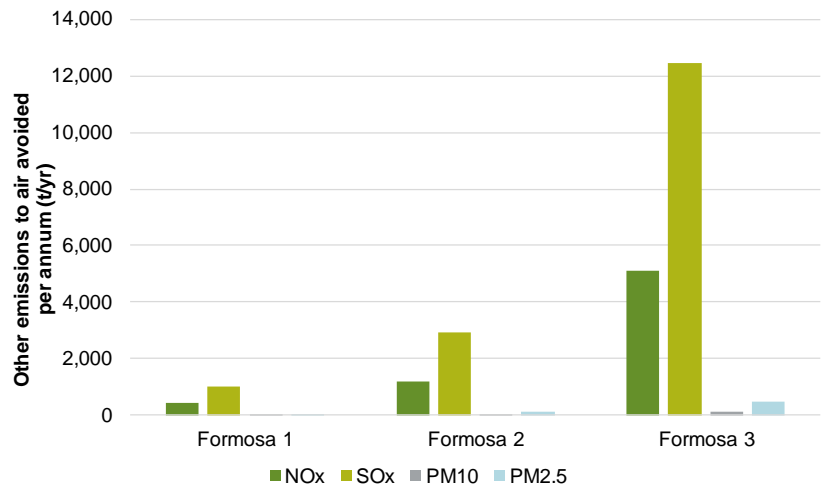
## 2. Green Impact Forecast

### Other emissions to air avoided

Other emissions to air avoided is a measure of net air pollutant emissions compared to the counterfactual method of energy generation. Quantified air pollutant emissions include oxides of nitrogen (NO<sub>x</sub>), oxides of sulphur (SO<sub>x</sub>), particulates up to 10 micrometres (µm) in diameter (PM<sub>10</sub>) and particulates up to 2.5 µm in diameter (PM<sub>2.5</sub>).

The Portfolio is forecast to result in the avoidance of 6,698 tonnes NO<sub>x</sub>, 16,385 tonnes SO<sub>x</sub> and 754 tonnes of particulate matter per year at full deployment.

At full deployment the Portfolio is forecast to avoid emissions of 6,698 t NO<sub>x</sub> / yr



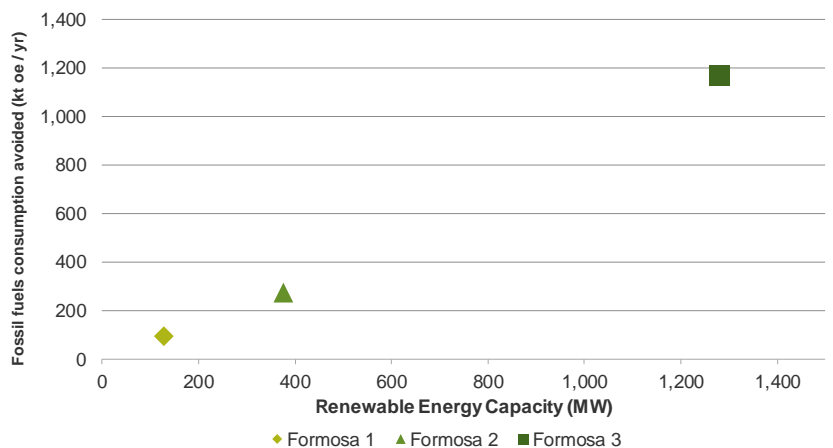
| Emissions to air avoided                        |                               |
|---|-------------------------------|
| Full deployment annual nitrogen oxides          | 6,698 t NO <sub>x</sub> / yr  |
| Full deployment annual sulphur oxides           | 16,385 t SO <sub>x</sub> / yr |
| Full deployment annual 10µm particulate matter  | 141 t PM <sub>10</sub> / yr   |
| Full deployment annual 2.5µm particulate matter | 614 t PM <sub>2.5</sub> / yr  |

### Fossil fuels consumption avoided

Fossil fuels consumption avoided is a measure of the net consumption of coal, oil and gas compared to the counterfactual method of grid-based electricity generation, and is normalised to tonnes of oil equivalent (t oe).

At full deployment, the Portfolio is forecast, on a combined project basis, to avoid 1,537 tonnes of oil equivalent per year.

At full deployment the Portfolio is forecast to avoid 1,537 kt oil equivalent annually



| Fossil fuels consumption avoided |                  |
|----------------------------------|------------------|
| Total lifetime                   | 45,144 kt oe     |
| Full deployment annual           | 1,537 kt oe / yr |

### 3. Green Impact Forecast Accuracy

The weighted Green Impact Forecast Accuracy is our assessment of the level of confidence that can reasonably be placed on the accuracy of any quantified Green Impact Forecast. It is based on information provided to the GIA team (set out on page 1 and in the methodology referred to in Appendix 1).

We assess Green Impact Forecast Accuracy at levels ranging from Level 1 (Low) to Level 5 (Very High), which represent the combined and weighted average of a series of factors, according to our in-house experience of the sensitivity of each element. See Appendix 1 for further detail.

We have assessed the weighted average Green Impact Forecast Accuracy for the Portfolio at Level 2 (Moderate), which is influenced by the relatively high capacity of the early development Formosa 3 project.

The data quality and development stage scores are anticipated to increase when the projects become operational and actual performance is known. This will then result in an overall increase in Green Impact Forecast Accuracy.

#### Level 2 (Moderate)



#### Formosa 1

The first phase of the Formosa 1 project reached first power in 2016, with the second phase following in 2019. Forecast performance has been calculated based on the design and capacity as fully installed; the Green Impact Forecast Accuracy is therefore considered to be High. This represents a high level of confidence that the actual Green Impact will be in line with the forecast.



#### Level 4 (High)



#### Formosa 2

The Formosa 2 project reached Financial Close in 2019, with construction due to commence also in 2019. As such, while the Green Impact Forecast Accuracy is impacted by the development stage and the quality of the data used to calculate the forecast, GIG's confidence in its assessment of the forecast Green Impact is Good.



#### Level 3 (Good)



#### Formosa 3

The Formosa 3 project is still in early-stage development and as such the forecast is impacted both by the early stage of the project (with associated potential for design and capacity change) and the quality of the data used to generate the forecast (which are based on capacity assumptions). Detailed forecast data is not available at this stage. As a result, GIG's confidence in the forecasts for the Formosa 3 project is Moderate.



#### Level 2 (Moderate)






### 4. Contribution to the Sustainable Development Goals

The United Nations Sustainable Development Goals<sup>1</sup> (SDGs) are a set of 17 goals for sustainable development, defined by 169 SDG Targets to be achieved by 2030. The GIR team has considered the performance of the Portfolio against the SDGs and their associated Targets. The assessment has identified those Targets to which the Portfolio contributes directly (associated SDGs shown as full coloured icons below), and those Targets to which the Portfolio contributes indirectly (inverted coloured SDG icons below).





#### Direct contribution

| Goal   | SDG Target   | Contribution   |
|--|--|--|
|  | <b>Target 3.9</b><br>Reduce deaths and illnesses from air pollution                                | According to the World Health Organization, air pollutants such as nitrogen oxides (NO <sub>x</sub> ), sulphur oxides (SO <sub>x</sub> ) and particulate matter (PM) can lead to premature death and illnesses such as stroke, heart disease, lung cancer and chronic respiratory diseases. <sup>2</sup> Avoidance of fossil fuel electricity generation due to renewable generation is forecast to avoid annual emissions of harmful air pollutants, at full deployment, of: <ul style="list-style-type: none"> <li>○ 6,698 t NO<sub>x</sub> / yr</li> <li>○ 16,385 t SO<sub>x</sub> / yr</li> <li>○ 141 t PM<sub>10</sub> / yr</li> <li>○ 614 t PM<sub>2.5</sub> / yr</li> </ul> |
|  | <b>Target 7.2</b><br>Increase substantially the share of renewable energy in the global energy mix | The Portfolio will add 1,800 MW of renewable energy generation capacity to the local electricity grid.   |
|  | <b>Target 9.1</b><br>Develop quality, reliable, sustainable and resilient infrastructure           |  |

<sup>1</sup> <http://sustainabledevelopment.un.org/sdgs>

<sup>2</sup> World Health Organization, Ambient air pollution - a major threat to health and climate: <https://www.who.int/airpollution/ambient/en/>

### Indirect contribution

| Goal   | SDG Target   | Contribution  |
|--|--|---|
|  <p><b>12</b> RESPONSIBLE CONSUMPTION AND PRODUCTION</p> | <p><b>Target 12.2</b><br/><i>Achieve the sustainable management and efficient use of natural resources</i></p> | <p>Avoidance of fossil fuel electricity generation due to renewable generation results in the forecast avoidance of the consumption 1,537 kt oil equivalent annually.</p>   |
|  <p><b>13</b> CLIMATE ACTION</p>                        | <p><b>Target 13.3</b><br/><i>Improve human and institutional capacity on climate change mitigation</i></p>     | <p>The Portfolio raises awareness and improves institutional capacity on climate change mitigation and negative impact reduction.<br/>The Portfolio is forecast to avoid 3,519 kt CO<sub>2</sub>e of greenhouse gas emissions annually.</p> |

SUSTAINABLE DEVELOPMENT GOALS

## Appendix 1

### Terms and Conditions: Terminology and Methodology

#### Terminology

##### *Green Impact*

The Green Impact metrics covered by this Report are identified in the header and executive summary. “Green Impact” is a collective term referring to the environmental benefits which have been calculated in accordance with GIG’s methodology to be, or to be reasonably likely to be, delivered by the project(s) to which this Report refers. The collective term can include defined metrics such as tonnes carbon dioxide equivalent avoided (t CO<sub>2</sub>e), tonnes oil equivalent avoided (toe), and tonnes (t) of other air pollutant emissions avoided.

##### *Green Impact Forecast Accuracy*

“Green Impact Forecast Accuracy” is an expression of the level of confidence that, in the opinion of GIG, can reasonably be placed on the accuracy of any quantified Green Impact forecast. This assessment of forecast accuracy is described in levels as follows: Level 1 (Low), Level 2 (Moderate), Level 3 (Good), Level 4 (High), and Level 5 (Very High).

##### *Methodology v 1.1*

The Green Impact and Green Impact Forecast Accuracy assessments presented in this Report are based on GIG’s approach to assessing Green Impact using the methodologies set out within its proprietary green investment principles, policies and the associated processes of the Green Investment Handbook<sup>1</sup>. The Green Impact assessment has applied proprietary modelling techniques and comparative data developed and owned by GIG, or by third party owners and made available under licence to GIG.

##### *Green Impact calculation*

GIG’s initial calculation of the Green Impact of each project is produced by comparing relevant information and data derived from that project against relevant counterfactual (or baseline) data for the assumed environmental impacts that would occur if the project did not take place, based on GIG’s proprietary reference sources or provided to GIG by relevant third parties or

obtained from publicly available sources. The resultant estimated Green Impact is then subject to further qualitative evaluation before production of GIG’s formal Green Impact Report.

For grid-connected projects that generate electricity, the counterfactual is assumed to be marginal electricity generated from the local electricity grid, which includes resources consumed to supply grid electricity. GIG’s methodology calculates the net Green Impact of the project by comparing its likely emissions to those of a marginal grid electricity mix, using the methodology set out in the International Financial Institutions (IFI) approach to GHG accounting for renewable energy projects<sup>2</sup> and the IFI approach to GHG accounting for energy efficiency projects<sup>3</sup>.

GIG’s methodology calculates results for likely Green Impact on an annual and lifetime basis. The Green Impact reported is 100% of the Green Impact of the underlying project(s). There is no proportionate allocation of Green Impact to any particular project investment or to particular investors, all of whom may report the same Green Impact from the underlying project(s).

##### *Exclusions*

The counterfactual of marginal grid electricity does not include the total quantifiable lifecycle environmental burdens (e.g. resources consumed during construction, or indirect emissions during operations such as those from associated transport vehicles) associated with energy generation. Therefore, to produce a valid comparison, the calculation of Green Impact for the project(s) assessed in this Report is based solely on the operational phase of the relevant project(s), and does not include a full lifecycle assessment of the project(s) unless specifically stated otherwise. This approach is aligned with the Greenhouse Gas Project Protocol<sup>4</sup>. GIG’s assessment does not include a review of any underlying project’s environmental and/or social, permitting, licensing or other compliance status.

##### *Green Impact Forecast Accuracy*

Green Impact Forecast Accuracy is determined from a number of project parameters that include the project technology, stage of project development, and location of the project, together with GIG’s opinion of the input data quality. These parameters have been assigned values that represent the degree to which they affect the accuracy of the forecast Green Impact, and are used to produce Forecast Accuracy scores for three elements: Data quality, Technology & development stage, and Local governance<sup>5</sup>. The Forecast Accuracy scores for the three elements are weighted according to GIG’s in-house experience of the sensitivity of each element and combined to derive an overall level of Green Impact Forecast Accuracy

##### *Carbon Score*

Our Carbon Score shows the quantified greenhouse gas emissions avoided combined with our Carbon Rating. The Carbon Rating is a measure of a project’s lifecycle greenhouse gas emissions compared to the emissions of the counterfactual. Projects with the lowest lifecycle emissions relative to the counterfactual would score the highest ratings from AAA to B. Projects with lifecycle emissions similar to the counterfactual would score a C, and projects with greater emissions would score a D or E. The emissions of the counterfactual are derived from the IFI approaches to greenhouse gas accounting – please see above for details. Where we do not have project-specific information on lifecycle emissions, we use the median harmonised values from the US National Renewable Energy Laboratory’s Lifecycle Assessment Harmonization<sup>6</sup>

<sup>1</sup> [www.greeninvestmentbank.com/green-impact](http://www.greeninvestmentbank.com/green-impact)

<sup>2</sup> <http://documents.worldbank.org/curated/en/2015/12/25514886/ifi-approach-ghg-accounting-renewable-energy-projects>

<sup>3</sup> <http://documents.worldbank.org/curated/en/2015/12/25514884/ifi-approach-ghg-accounting-energy-efficiency-projects>

<sup>4</sup> [www.ghgprotocol.org/standards/project-protocol](http://www.ghgprotocol.org/standards/project-protocol)

<sup>5</sup> Local governance scores are determined from datasets of indicators from the World Bank, Transparency International and United Nations University Institute for Environment and Human Security

<sup>6</sup> [www.nrel.gov/analysis/sustain-lca.html](http://www.nrel.gov/analysis/sustain-lca.html)



## Appendix 2

### Terms and Conditions: Assumptions, Limitations and other terms

#### Disclaimer

GIG is not authorised or regulated by the Financial Conduct Authority or the Prudential Regulatory Authority or any equivalent regulatory authorities in any other jurisdiction. GIG is not an authorised deposit-taking institution for the purposes of the Banking Act 1959 (Commonwealth of Australia), and GIG's obligations do not represent deposits or other liabilities of Macquarie Bank Limited ABN 46 008 583 542. Macquarie Bank Limited does not guarantee or otherwise provide assurance in respect of the obligations of GIG.

#### Scope and distribution of this document

GIG has prepared this Report for the exclusive use of the person with whom GIG has contracted to produce it (together with its subsidiaries and affiliates (the "Client")) in connection with the project or projects identified on page 1.

This Report has been prepared on the basis of the scope of work and subject to the terms and conditions set out or referred to in the terms of engagement agreed between GIG and the Client (the "Terms of Engagement"). The Terms of Engagement accordingly apply in full to the provision, receipt and use of this Report.

#### Liability and reliance

Unless GIG has expressly agreed otherwise in the Terms of Engagement, neither GIG nor any of its subsidiaries, holding companies (if any), joint ventures or affiliates (the "GIG Group") nor any of the directors, officers, employees, consultants, shareholders, sub-contractors or advisers of any member of the GIG Group (each of the foregoing being a "GIG Party") shall have or assume any liability whatsoever (whether direct or indirect and whether arising in contract, in tort or otherwise) to the Client or any other person receiving this Report (each a "Recipient"), including any of their affiliated companies, for or in connection with, and no claim shall be made by the Recipient or any other person in relation to, the provision, receipt or use of this Report or any of its contents or any error or inaccuracy in this Report.

Unless GIG has expressly agreed otherwise in the Terms of Engagement: the disclosure to, or receipt by, any person of this Report shall not give rise to any legal or contractual relationship between any GIG Party and such person, nor shall it give

rise to any duty or assumption of responsibility in favour of such person; no representation or warranty, express or implied, is made to any Recipient as to the accuracy, completeness or correctness of the information contained in this Report; no Recipient may rely upon the content of this Report and any use of this Report by such Recipient shall be at its own risk; and no GIG Party shall be liable to any Recipient in relation to such use or reliance.

#### Intellectual Property Rights

All rights are reserved by GIG which, together with its relevant licensors, shall remain the exclusive owners of all intellectual property rights of whatsoever nature subsisting in (1) this Report, (2) any other document or materials provided by any GIG Party in connection with the evaluation of green impact and/or the preparation of this Report, (3) any systems, methodologies, software, algorithms or outputs used produced or developed by or for GIG in connection with this Report or any of its contents, and (4) otherwise made available for use by any person in connection with this Report.

#### Nature of the contents of this Report

The forecasts and assessments expressed in this Report are not ratings: they are, and shall be construed solely as, statements of opinion as to the relative prospects that particular environmental benefits can be achieved by a specified project or other asset that is the subject of any securities or other investment, and not as statements of current or historical or scientific fact, or as an endorsement of the accuracy of any data or conclusion or as any assurance that any environmental impact (either positive or negative) or risk will or will not occur.

The contents of this Report must not be relied upon as being a conclusive, complete or accurate representation of all elements and factors relating to any project. Furthermore, this Report is not, and shall not be interpreted or construed as, an assessment of the economic performance or creditworthiness of any person or project.

This Report is valid only as at the date of issue based on the information, data and/or documents provided to GIG by the Client or any relevant third party, or obtained using publicly available sources, as at the date of

issue and shall not take account of any future information, events or changes with respect to the Client or any other person, any business, any financial instrument, any relevant project or transaction, any financial market or any relevant sector or otherwise (unless this Report is specifically amended at GIG's discretion).

This Report is not an offer or solicitation to buy or sell any investment or product or service, nor is it financial advice or trading advice or any other advice as to the merits of any investment, nor is it a recommendation regarding any investment decision or any decision to purchase, hold or sell any investment.

#### Project data

GIG has relied in good faith on publicly available data and data and information made available in connection with the relevant project(s) by the original Client and/ or relevant third parties, and has assumed that such data and information is complete, accurate and up to date.

GIG may, at its discretion, but is not obliged to, conduct limited validation of the data and information provided by original Client and/ or relevant third parties, based on a high-level telephone interview with the Client's representative(s) and/ or relevant third parties. GIG has not conducted, and shall not be responsible for conducting, any audit or detailed review or assurance or any other verification exercise of any such data (including data related to allocation of the use of proceeds).

Furthermore, no site-specific environmental or social due diligence has been, or is required to be, conducted by GIG, and GIG does not express any opinion on whether local site-specific environmental and/ or social impact have been mitigated appropriately. GIG has not undertaken any review of any underlying project's environmental and/ or social, permitting, licensing or other compliance status.



## Appendix 2

### Terms and Conditions: Assumptions, Limitations and other terms

#### Reference data

In preparing this Report, GIG has relied upon various sources of data and information provided to GIG by relevant third parties or obtained through public information sources, the content of which no GIG Party has verified or controls.

GIG calculates Green Impact using reference data obtained from, among others, by the Ecoinvent life cycle inventory datasets for the calculation of environmental impacts. Green Impact is also calculated based on data supplied by the International Energy Agency ("IEA"), specifically from the 2015 editions of the World Energy Statistics and Balances dataset and the CO2 Emissions from Fuel Combustion dataset.

Any limitations and caveats that are applicable to the Ecoinvent and IEA datasets, as published on their websites, are also applicable to the results presented in this Report.

GIG's method is designed to work with a limited number of key inputs and to be globally applicable, and makes some simplifying assumptions in order to achieve this degree of flexibility.

#### Publication and use of this Report

This Report must not be published or reproduced by any person without the prior written consent of GIG.

Neither the Recipient of this Report nor any other person may in any way alter, modify or change this Report without the prior written consent of GIG. In particular, without limitation, the Recipient (and any other person in receipt of this Report) may only use or disclose this Report in its original, whole and complete format and shall not summarise, dissect or in any way use or display only part of this Report without the prior written consent of GIG.

Neither the Recipient nor any other person may disclose, publish or reproduce this Report in any manner which is misleading or which impairs the relevant data being disclosed, published or reproduced or in any manner which creates a false impression as to the origin or value of the information or which has an adverse impact upon GIG's reputation as a provider of the relevant services.

Unless GIG has expressly agreed

otherwise in the Terms of Engagement, this Report is not for use by the Recipient or any other person for any purpose, including in:

- a) evaluating specific technical or scientific aspects of relevant projects;
- b) carrying out financial, commercial, economic or investment-related due diligence in relation to the Recipient or any other person, any financial instruments issued, or to be issued, by the Recipient or any other person, or relevant project(s) or transactions;
- c) providing investment or financial advice, making investment decisions or recommendations or evaluating financial performance of any person or financial instrument;
- d) valuing financial instruments;
- e) verifying the accuracy or completeness of any information, data, documents or representations provided to GIG by the Issuer by any third party;
- f) verifying the accuracy or completeness of any publicly available information, data, documents or representations; or
- g) providing or obtaining advice on legal, regulatory, environmental, accounting or taxation matters.

To the extent permitted by law, no GIG Party shall be liable to the Recipient or any third party for any losses suffered in connection with such use.

#### Governing Law

This Report (including the appendices) and any dispute or claim (including non-contractual disputes or claims) arising out of or in connection with it or its subject matter or use shall be governed by and construed in accordance with the laws of England, with the courts of England having exclusive jurisdiction over any such dispute or claim.

### Appendix 3

#### Important Notice and Disclaimer:

Green Investment Group Limited (together with its affiliates, funds managed by its affiliates and its and their respective employees, directors, officers, successors, representatives and agents, "GIG") makes no representation or warranty as to the accuracy or completeness of the information contained in this document, and take no responsibility under any circumstances for any loss or damage suffered as a result of any omission, inadequacy, or inaccuracy in this document. This information is subject to change at any time, and GIG has no duty to provide you with notice of such changes and assumes no obligation to update or otherwise revise these materials for any reason.

To the extent these materials include estimates and forecasts as to future financial, operational or economic performance, GIG has assumed that such estimates and forecasts have been reasonably prepared on bases reflecting the best currently available estimates and judgments of the source of such information. Additionally, future results are impossible to predict, and past performance is not necessarily indicative of future performance. Recipients of this document should understand that statements regarding future prospects of instruments, securities or transactions may not be realised. Opinions and estimates offered in this document constitute the judgment of non-research employees of GIG and are subject to change without notice, as are statements about market trends, which are based on current market conditions and numerous economic factors. This document includes forward-looking statements that represent opinions, expectations, beliefs, intentions, forecasts, estimates or strategies regarding the future, which may not be realised. These statements may be identified by the use of words like "forecast", "anticipate," "believe," "estimate," "expect," "intend," "may," "plan," "will," "should," "seek," and similar expressions. These forward-looking statements reflect views and assumptions as of the date of this document and are subject to risks and uncertainties. Actual results and trends in the future are likely to vary from such forward-looking statements due to various factors that are beyond our ability to control or predict, and such variations could be material. Given these uncertainties, you should not place undue reliance on the forward-looking statements. GIG does not undertake any obligation to update or revise any forward-looking statements, whether as a result of new information, future events or otherwise. The information and data contained in this document are not a substitute for your independent evaluation and analysis.

This document does not constitute an offer to sell or a solicitation of an offer to buy any securities or to participate in any transaction. It is an outline of matters for discussion only. Any person receiving this document and wishing to effect a transaction contemplated hereby, must do so in accordance with applicable law. This document is not intended for distribution to, or use by, any person or entity in any location where such distribution or use would be contrary to law or regulation, or which would subject GIG to any registration requirement or similar regulation or governmental requirement within such location. Any transaction implementing any proposal discussed in this document shall be exclusively upon the terms and subject to the conditions set out in the definitive transaction agreements. Any proposal or offer would be conditional upon, amongst other things, GIG obtaining internal approvals and external approvals and detailed legal, taxation and accounting advice.

This document contains selected information and does not purport to be all-inclusive or to contain all of the information that may be relevant to any transaction contemplated hereby. GIG has prepared this document on the basis of information which is publicly available, and sources believed to be reliable. In preparing these materials, GIG has relied upon and assumed, without independent investigation or verification, the accuracy and completeness of all such information. Without limiting the generality of the foregoing, no audit or review has been undertaken by an independent third party of the financial assumptions, data, results, calculations and forecasts contained in, presented or referred to in this document. Recipient acknowledges that circumstances may change and the contents of this document may become outdated as a result.

GIG is not an advisor as to legal, regulatory, tax, or accounting advice, including with respect to any disclosure requirements under the securities laws of any jurisdiction. You should conduct your own independent investigation and assessment as to the validity of the information contained in this document and the economic, financial, regulatory, legal, tax, investment and accounting implications of such information. Any statements contained herein as to tax matters may not be used by any taxpayer for the purpose of avoiding tax penalties that may be imposed on such taxpayer. The Recipient acknowledges that neither it nor GIG intends that GIG act or be responsible as a fiduciary to the Recipient, its management, stockholders, creditors or any other person. Each of the Recipient and GIG, by accepting and providing this Report respectively, expressly disclaims any fiduciary relationship and agrees that the Recipient is responsible for making its own independent judgments with respect to any transaction and any other matters regarding this Report.

Green Investment Group Limited is not authorised or regulated by the Financial Conduct Authority or the Prudential Regulatory Authority or any equivalent regulatory authorities in any other jurisdiction. Green Investment Group Limited is not an authorised deposit-taking institution for the purposes of the Banking Act 1959 (Commonwealth of Australia), nor do its obligations represent deposits or other liabilities of Macquarie Bank Limited ABN 46 008 583 542. Macquarie Bank Limited does not guarantee or otherwise provide assurance in respect of the obligations of Green Investment Group Limited.

© Green Investment Group Limited 2019

# Green Impact Report

## Formosa Offshore Wind Portfolio



**Green  
Investment  
Group**

### Contact us

#### Edinburgh

Atria One, Level 7  
144 Morrison Street  
Edinburgh  
EH3 8EX  
UK  
+44 (0)203 037 2000

#### New York

125 West 55th Street  
7th and 8th Floor  
New York  
NY 10019  
USA  
+1 212 231 1000

#### City of Taipei

27F-1, Taipei Nanshan Plaza  
No. 100 Songren Road  
Xinyi District  
Taipei 11073  
+886 2 2579 7200

#### London

Ropemaker Place  
28 Ropemaker Street  
London  
EC2Y 9HD  
UK  
+44 (0)203 037 2000

#### Hong Kong

Level 18, One International  
Finance Centre  
1 Harbour View Street  
Central  
Hong Kong  
+852 392 21888

#### Sydney

50 Martin Place  
Sydney  
NSW 2000  
Australia  
+61 2 8232 3333

### Find out more

[www.greeninvestmentgroup.com](http://www.greeninvestmentgroup.com)

### Find out more

[www.greeninvestmentgroup.com](http://www.greeninvestmentgroup.com)



E-mail GIG's Green Impact Advisory team for more information: [GIA@greeninvestmentgroup.com](mailto:GIA@greeninvestmentgroup.com)